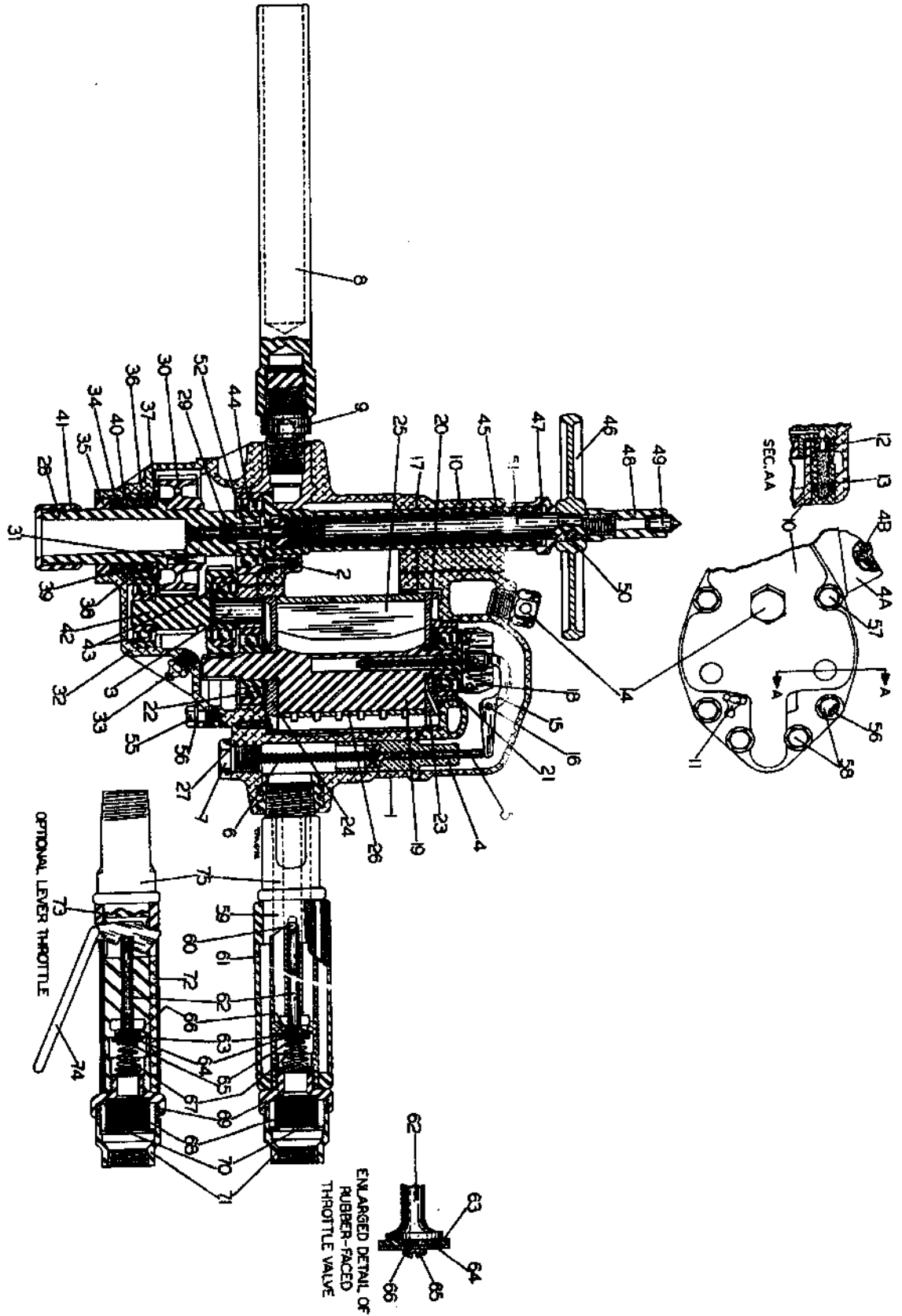


Parts for IR 3SJ and 3SK Non-Reversible Air Drill

Sizes 3SJ and 3SK Nonreversible Multi-Vane Drills



For Parts Call Tools Renewed (800) 247-3639 Fax (860) 665-982

**REPAIR PART LIST
NONREVERSIBLE MULTI-VANE DRILLS**

ILLUS. NUMBER (Do not use for ordering)	PART NAME FOR ORDERING (Parts indented after an item are included with that item)	PART NUMBER FOR ORDERING	ILLUS. NUMBER (Do not use for ordering)	PART NAME FOR ORDERING (Parts indented after an item are included with that item)	PART NUMBER FOR ORDERING
1	Motor Housing	R3H-40B	32	Gear Case	RM3H-37A
2	Feed Screw Dowel	R3H-527	33	Grease Fitting	23-188
3	Intermediate Gear Bearing Stud	R3H-502	34	Spindle Packing (2)	R3H-14
4	Governor Valve Bushing	R3H-429A	35	Spindle Packing Nut	R3H-15
4A	Exhaust Deflector	R33H-23	36	Spindle Bearing Race	R3H-510
4B	Exhaust Deflector Screw	R3H-312	37	Spindle Bearing Top Plate	R3H-511
5	Governor Valve	R3H-425A	38	Spindle Bearing Roller (16)	R3H-512
6	Governor Valve Spring	R3H-431	39	Spindle Bearing Cage	R3H-513
7	Governor Valve Cap	R3H-433	40	Spindle Bearing Bottom Plate	R3H-514
8	Dead Handle	TC-48	41	Protection Nut	T02-43A
9	Dead Handle Stud	TC-364	42	Intermediate Gear	R31-82A
10	Backhead	R3H-102A		for Size 3SJ	R33K-82A
11	Grease Fitting	23-188	43	Intermediate Gear Bearing (2) (AFBMA No. 15BC03)	TB-394
12	Oil: Adjusting Screw (2)	1A4-71		Spindle Thrust Bearing (AFBMA No. 20BL03)	D04-366
13	Oil: Felt (8)	1A4-75	44	Outer Feed Screw	R3H-290A
14	Oil Chamber Plug	P25-227	45	Feed Screw Assembly	R3H-A291
15	Governor Lever	R4F-436	46	Feed Handle	TC-2
16	Governor Lever Pin	MP1-15A	47	Feed Screw Cap	TC-392
17	Backhead Gasket	R3H-283	48	Feed Handle Lock Nut	TC-388A
18	Weight-Type Governor Assembly	R3H-A424	49	Feed Screw Center	1C-244
19	Rotor	R33H-53B	50	Feed Handle Key	TC-18
20	Rotor Bearing Spacer	R3H-65	51	Inner Feed Screw	R3H-291
21	Rear Rotor Bearing (special; purchase from Ingersoll-Rand)	R3H-22	52	Drill Ejecting Pin	R3SH-114
22	Front Rotor Bearing (AFBMA No. 17BC031P)	R3H-24	*	Gear Case Bolt (3)	R3H-103
23	Rear End Plate	R3H-12	*	Gear Case Bolt Nut (3)	T06-139
24	Front End Plate	R3H-11	55	Gear Case Cap Screw (3)	R3H-68A
25	Vane Packet (set of 5)	R3H-42A-5	56	1/4" Lock Washer (12)	L01-67
26	Cylinder	R3H-3A	57	Backhead Long Cap Screw (2)	R3H-66
27	Cylinder Dowel	R3H-98A	58	Backhead Short Cap Screw (4)	R3H-57
	Spindle Assembly				
	for Size 3SJ	R3SJ-A108			
	for Size 3SK	R3SK-A108			
28	Spindle Ejecting Pin Packing	R3SH-108			
29	Spindle Gear	R3H-408			
30	for Size 3SJ	R31-9			
	for Size 3SK	R3SK-9			
31	Spindle Gear Key	TB-410			

* Not illustrated.

THROTTLES

ILLUS. NUMBER (Do not use for ordering)	PART NAME FOR ORDERING (Parts indented after an item are included with that item)	PART NUMBER FOR ORDERING		
		Roll Throttle		Self-Closing Lever Throttle
		▲ Manual-Closing	Self-Closing	
	Throttle Assembly	▲ R3H-A401	R3H-A417	R3H-AL401
59	Throttle Cam	▲ T01-307A	T01-317A	- - - -
60	Throttle Valve Lift Pin	TCC-306A	TCC-306A	- - - -
61	Throttle Sleeve	TCL-305	TCL-305	- - - -
62	Rubber-Faced Throttle Valve	R3H-402	R3H-402	R3H-402
● 63	Throttle Valve Face	8000-159A	8000-159A	8000-159A
64	Throttle Valve Face Cap	8000-157	8000-157	8000-157
65	Throttle Valve Face Retaining Screw	R4-158	R41	R4-158
66	Retaining Screw Lock Washer	H54U-352	H54U-352	H54U-352
67	Throttle Valve Spring	T01-308	TAA-418	T01-308
	Air Strainer Assembly	R3H-A565	R3H-A565	R3H-A565
68	Air Strainer Screen	R3H-61	R3H-61	R3H-61
69	Air Strainer Cap	R3H-566	R3H-566	R3H-566
70	Air Strainer Screen Support	R3H-567	R3H-567	R3H-567
71	Air Strainer Body	R3H-565	R3H-565	R3H-565
72	Lever Throttle Sleeve	- - - -	- - - -	R2J-269
73	Throttle Lever Spacer	- - - -	- - - -	R2J-270
74	Throttle Lever	- - - -	- - - -	R2J-273
75	Throttle Body	R3H-401	R3H-401	R3H-401

▲ In compliance with the Williams-Steiger Occupational Safety and Health Act, Manual-Closing Throttle Assemblies and parts used exclusively for Manual-Closing Throttles will be furnished only on international orders.

USE-EM-UP SPINDLES AND EXTENSION SPINDLES

Order a Use-Em-Up Spindle or an Extension Spindle by the part number shown in the table below.

With the exception of the Spindle, the same parts are included in a Use-Em-Up Spindle Assembly or an Extension Spindle Assembly as in a standard Spindle Assembly.

The following table also lists the Use-Em-Up Ejecting Pins that must be used with Use-Em-Up Spindles.

PART NAME FOR ORDERING	PART NUMBER FOR ORDERING	
	3SJ	3SK
Use-Em-Up Spindle Assembly	R3SJ-A294	R3SK-A294
Use-Em-Up Spindle	R3SH-294	R3SH-294
Use-Em-Up Ejecting Pin	R3SH-395	R3SH-395
Extension Spindle Assembly	R3SJ-A327	R3SK-A327
Extension Spindle	R3SH-327	R3SH-327

For Parts Call Tools Renewed (800) 247-3639 Fax (860) 665-9821

SPECIAL EQUIPMENT FOR DRILLS

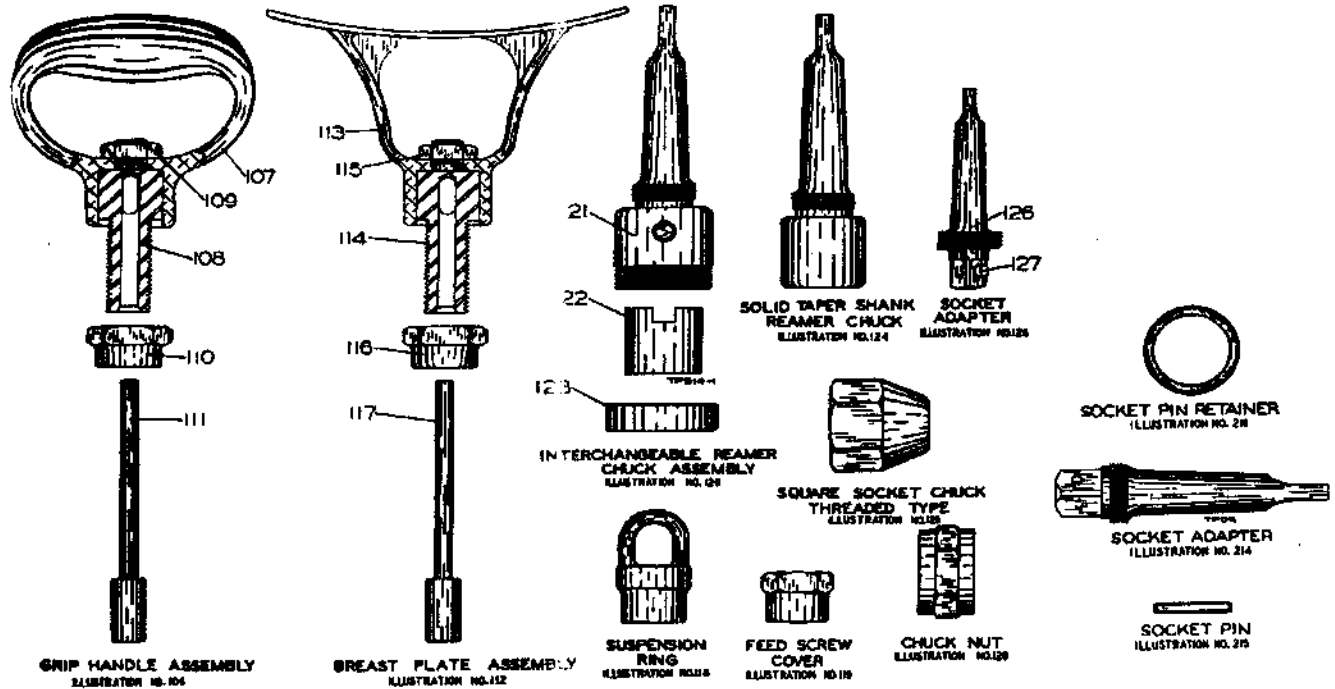
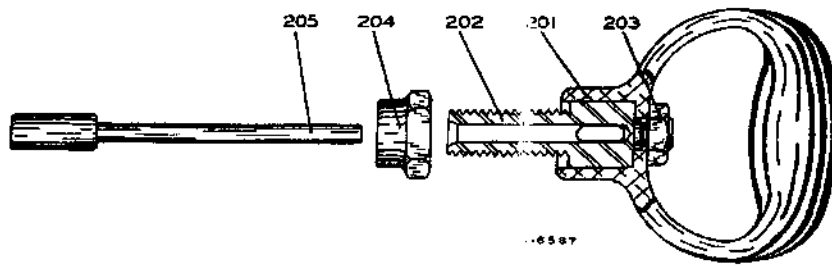


ILLUSTRATION NUMBER (Do not use for ordering)	PART NAME FOR ORDERING (Parts indented after an item are included with that item)	PART NUMBER FOR ORDERING
106	Grip Handle Assembly.....	TC-A41.
107	Grip Handle	TA-41
108	Grip Handle Stud	TC-448
109	Grip Handle Stud Nut	B12-249
110	Grip Handle Nut	TC-447
111	Grip Handle Ejecting Pin.....	R3H-50
112	Breast Plate Assembly.....	TC-A79
113	Breast Plate	TC-79
114	Breast Plate Stud.....	TC-448
115	Breast Plate Stud Nut	B12-249
116	Breast Plate Nut	TC-447
117	Breast Plate Ejecting Pin.....	R3H-50
118	Suspension Ring	TC-365
119	Feed Screw Cover.....	TC-461
120	Interchangeable Reamer Chuck Assembly (specify size Bushing required).....	T02-A45A
121	Taper Shank Reamer Chuck for Interchangeable Bushing.....	T02-45A
122	Interchangeable Reamer Chuck Bushing ($\frac{5}{8}$ ", $1\frac{1}{16}$ ", $\frac{3}{4}$ ", $1\frac{3}{16}$ ", $\frac{7}{8}$ " or 1" square drive hole as specified)	T01-38
123	Interchangeable Reamer Chuck Cap.....	T01-54
124	Solid Taper Shank Reamer Chuck ($\frac{5}{8}$ ", $\frac{3}{4}$ ", $\frac{7}{8}$ " or 1" square drive hole as specified).....	T02-255A
125	Square Socket Chuck, Threaded Type ($\frac{5}{8}$ ", $\frac{3}{4}$ ", $\frac{7}{8}$ " or 1" square drive hole as specified).....	T02-342
128	Chuck Nut	T12-347
214	Socket Adapter (No. 3 Morse Taper to $\frac{3}{4}$ " square drive).....	R4J-214
215	Socket Pin	WS4-215
216	Socket Pin Retainer	R4-103
*	Male Hose Nipple ($\frac{3}{4}$ " hose to $\frac{1}{2}$ " male pipe)	A03-46
*	Male Hose Nipple ($\frac{1}{2}$ " hose to $\frac{1}{2}$ " male pipe)	D02-455

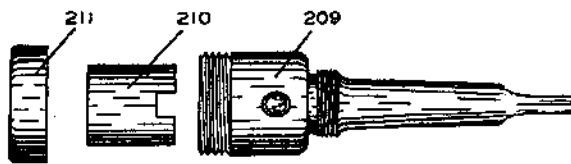
* Not illustrated.

For Parts Call Tools Renewed (800) 247-3639 Fax (860) 665-9821

SPECIAL EQUIPMENT FOR DRILLS



GRIP HANDLE ASSEMBLY
ILLUSTRATION NO. 200



INTERCHANGEABLE REAMER CHUCK ASSEMBLY
ILLUSTRATION NO. 208



CHUCK NUT
ILLUSTRATION NO. 217



SOLID TAPER SHANK REAMER CHUCK
ILLUSTRATION NO. 212



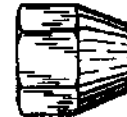
SOCKET PIN RETAINER
ILLUSTRATION NO. 216



SUSPENSION RING
ILLUSTRATION NO. 206



FEED SCREW COVER
ILLUSTRATION NO. 207



**SQUARE SOCKET CHUCK
THREADED TYPE**
ILLUSTRATION NO. 213



SOCKET ADAPTER
ILLUSTRATION NO. 214



SOCKET PIN
ILLUSTRATION NO. 215

ILLUSTRATION NUMBER (Do not use for ordering)	Part Name For Ordering	PART NUMBER FOR ORDERING
	<i>Parts indented after an item are included with that item</i>	
200	Grip Handle Assembly.....	TC-A41
201	Grip Handle	TA-41
202	Grip Handle Stud.....	TC-448
203	Grip Handle Stud Nut.....	TC-449
204	Grip Handle Nut.....	TC-447
205	Grip Handle Ejecting Pin.....	R3H-50
206	Suspension Ring.....	TC-365
207	Feed Screw Cover.....	TC-461
208	Interchangeable Reamer Chuck Assembly (specify size Bushing required).....	T1SE-A45A
209	Taper Shank Reamer Chuck for Interchangeable Bushing.....	T1SE-45A
210	Interchangeable Reamer Chuck Bushing (3/4", 1", 1 1/16", 1 1/8", 1 3/16" or 1 1/4" square drive hole as specified).....	T1SE-38
211	Interchangeable Reamer Chuck Cap.....	T1SE-54
212	Solid Taper Shank Reamer Chuck (1" or 1 3/16" square drive hole as specified).....	T1SE-255A
213	Square Socket Chuck, Threaded Type (for Size 3PS).....	T1SE-342
214	Socket Adapter (No. 5 Morse Taper to 1" square drive).....	R5SM-214
215	Socket Pin.....	34U-215A
216	Socket Pin Retainer.....	34U-216
217	Chuck Nut.....	T1SE-347
*	Male Hose Nipple (3/4" hose to 1/2" male pipe).....	A03-46

*Not illustrated.

For Parts Call Tools Renewed (800) 247-3639 Fax (860) 665-9821

ILLUSTRATION NUMBER (Do not use for ordering)	Part Name For Ordering Parts indented after an item are included with that item.	PART NUMBER FOR ORDERING		
		Size 3P551	Size 33P551	
			With Independent Reverse	With Remote Control
250	Spindle Assembly..... Spindle..... (All other parts included in the Spindle Assembly of Base-Mounted Motors are the same as in the Spin- dle Assembly of Drills). (See page 6).	R3P551-B8 R3P551-8	R3P551-B8 R3P551-8	R3P551-B8 R3P551-8
251	Motor Housing (Includes illustrated parts 2, 3, 6 (2), 7 (2), 8 (2), 9 and 15)..... (Includes illustrated parts 2, 3, 6 (2), 7 (2), 8 (2), 10, 11, 12, 13, 14 and 15).....		R33H51-40A	
252	Gear Case Cover.....	R5SM51-378	R5SM51-378	R33H51-RC40A R5SM51-378
253	Motor Mounting Stud.....	R33SM51-290	R33SM51-290	R33SM51-290
254	Front Mounting Bracket.....	R5SM51-303	R5SM51-303	R5SM51-303
255	Rear Mounting Bracket.....	R3P551-304	R3P551-304	R3P551-304
256	Rear Mounting Bracket Spacer.....	R33SM51-277	R33SM51-277	R33SM51-277
257	Motor Mounting Stud Cap.....	R33SM51-461	R33SM51-461	R33SM51-461
258	Gear Case Anchor.....	R3P551-364	R3P551-364	R3P551-364
259	Base Cap Screw (8).....	D02-411A	D02-411A	D02-411A
260	Base Cap Screw Lock Washer (8).....	D10-322	D10-322	D10-322
261	Motor Mounting Base.....	R55SM51-564	R55SM51-564	R55SM51-564

For Parts Call Tools Renewed (800) 247-3639 Fax (860) 665-9821