



Tools Renewed
 Tel: 800-247-3639
 Fax: 860-665-9821
 www.toolsrenewed.com

Henry Tools
MODEL
 56 VL
 56 VS

What kind of Front Bearing Support do you have??
NEW FOR YEAR 2002

550-1-BTB
 or 550-1B

700-7
 Bearing

550-25
 Spacer

550-21

NEW STYLE

Updated 1/30/2004

550-1-BT

Note: This Plate has
 Threads

700-7
 Bearing

700-6
 Lock Nut

700-49
 Set Screw

OLD STYLE

VERTICAL GRINDERS

(3 H.P.)

MODEL

56 VL

56 VS



Model 56VL Vertical
Grinder 6000RPM Stan-
dard.

Governors

AA-550-30 (3000RPM)

AA-550-45 (4500RPM)

AA-550-60 (6000RPM)

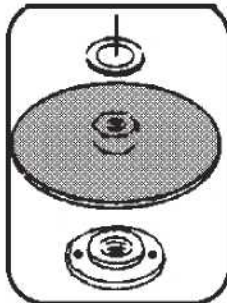
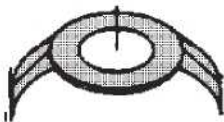
AA-550-80 (8000RPM)

AA-550-90 (9000RPM)

GUARDS & ACCESSORIES

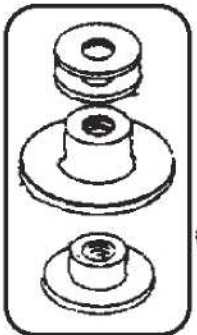
700-200 (7" Guard)
700-201 (9" Guard)

SPIRALCOOL PADS



412988
(6" Cup Guard)

849914 (9" Pad)
849913 (7" Pad)
849259 Nut



849269
(Depressed Whl. Adapt. Kit)

ACCESSORIES



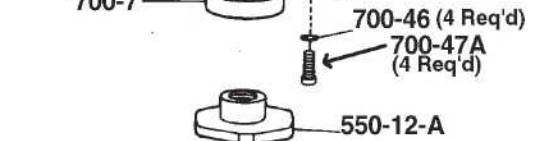
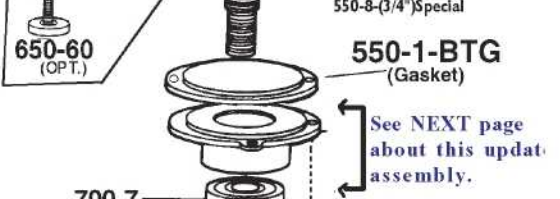
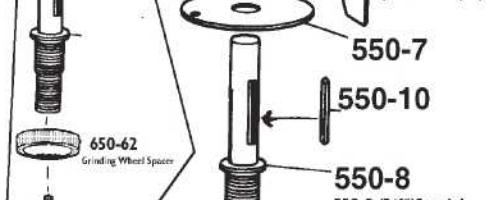
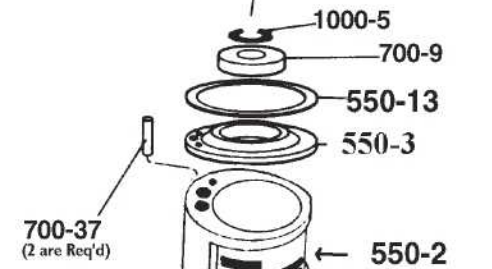
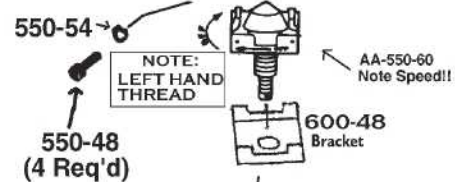
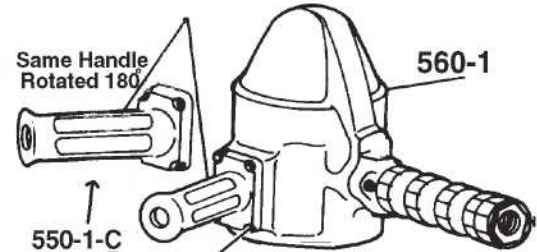
2" WRENCH

1100-200

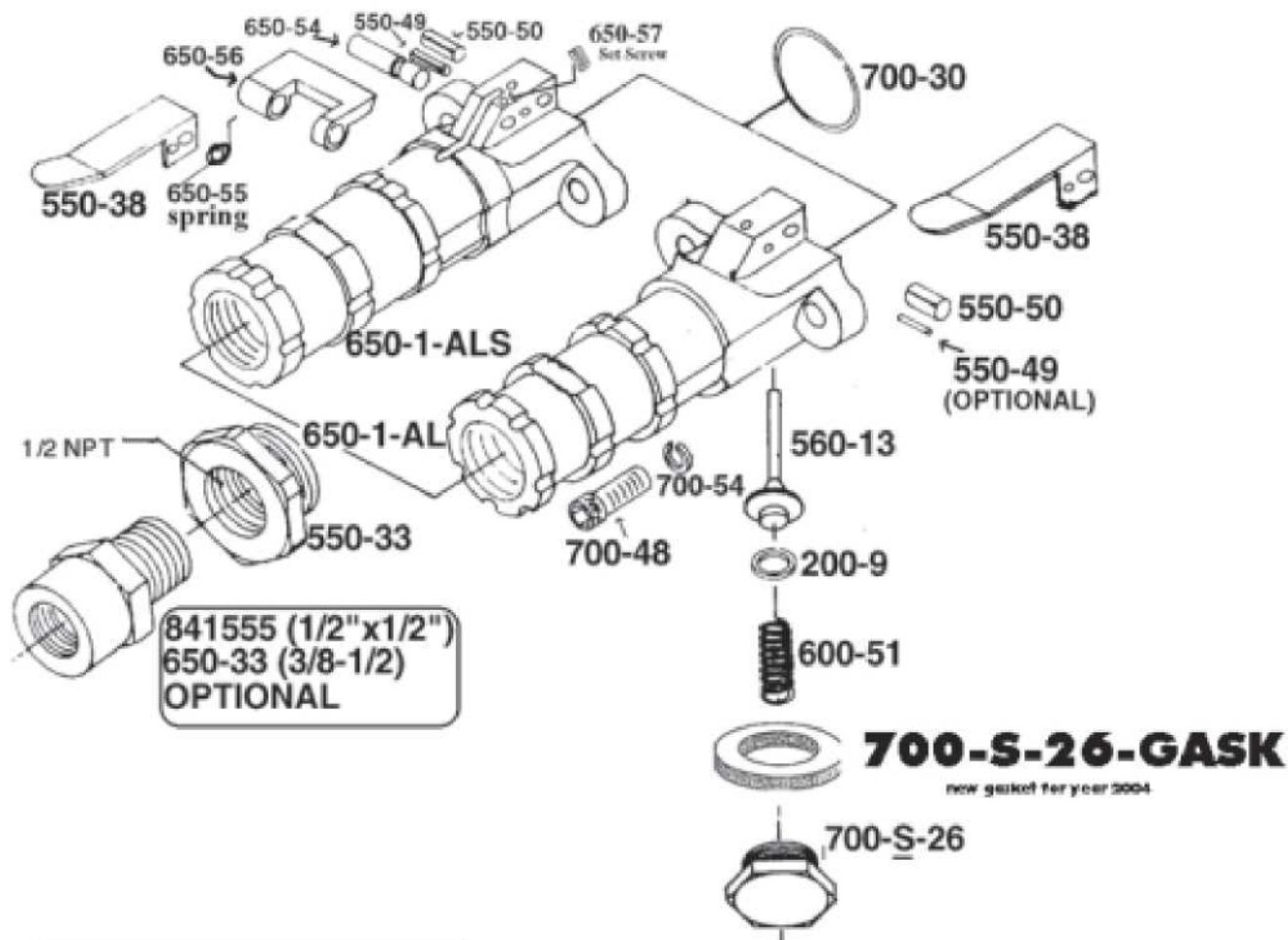
REPAIR KIT FOR 56V GRINDER

Part # 5000-56V or (510123)
Includes:

- | | | |
|---|--------|-----------|
| 5 | 550-6 | Blades |
| 1 | 700-9 | Bearing |
| 1 | 700-7 | Bearing |
| 1 | 1000-5 | Snap ring |
| 1 | 550-13 | Gasket |



LIVE HANDLE ASSEMBLY



Live Handle Parts

200-9	O-Ring (413056)
550-33	Adapter Cap(412977)
550-38	Lever (412977)
550-49	Pin (842320) (T.Lev.) (OPTIONAL)
550-50	Pin (1/4x1")
560-13	Thr. Valve Assembly
600-51	Plunger Spring
650-1-AL	Valve Body (Lev.Handle)(LIVE HANDLE)
650-1-ALS	Valve Body(Lev.Handle)(SAFETY HANDLE)
650-33	Screen Handle Bushing 1/2Mx3/8F
650-54	Pin for Safety Handle
650-55	Spring for Safety Handle
650-56	Lock out for Safety Handle
650-57	Set Screw
700-30	"O"-Ring
700-48	Cap Screw (For Live Handle)(2 Reqd)
700-54	Lock Washer (High Collar)(2 reqd)
700-S-26	Plug (413290) (Thr. Valve)
700-S-26-GASK	Gasket
841555	Screen Handle Bushing 1/2x1/2

Live Handle Assembly Complete
Part # AA-650-1-AL

Part # AA-650-1-ALS (SAFETY
LOCK)



WARNING

Always wear hearing protection when operating this tool.